









EMPLACAMENTO DAS ASSOCIADAS ABEIFA - 2023

VEÍCULOS IMPORTADOS



| MARCA/MODELO | | jan | fev | mar | abr | mai | jun | jul | ago | set | out | nov | dez | Total |
|---|---------------------|--------------|-------|--------|--------|-------|--------|--------|--------|--------|--------|-----|-----|--------|
|  | ASTON MARTIN | Total | 2 | 1 | 6 | 1 | 2 | 2 | 1 | 2 | 0 | 0 | 0 | 17 |
| | | Share | 0,10% | 0,06% | 0,21% | 0,05% | 0,08% | 0,09% | 0,04% | 0,06% | 0,00% | | | 0,07% |
| DBX | | | 1 | 1 | 2 | 1 | 1 | 1 | 1 | | | | | 8 |
| DBS | | | | | | | 1 | | | | | | | 1 |
| VANTAGE | | | | | | | 1 | | 1 | | | | | 2 |
| VANTAGE F1 | | | 1 | | | 1 | | | | | | | | 2 |
| VANTAGE V12 | | | | 4 | | | | | | | | | | 4 |
|  | BYD | Total | 150 | 243 | 324 | 151 | 393 | 442 | 798 | 1.455 | 2.137 | 0 | 0 | 6.093 |
| | | Share | 7,58% | 13,85% | 11,58% | 7,46% | 15,20% | 19,59% | 29,52% | 43,43% | 55,35% | | | 26,14% |
| E5 | | | | | | | | | | | | | | 0 |
| HAN | | | 17 | 6 | 12 | 6 | 8 | 5 | 7 | 4 | 1 | | | 66 |
| TAN | | | 13 | 9 | 15 | 13 | 12 | 13 | 15 | 19 | 19 | | | 128 |
| T3 | | | 7 | 11 | 4 | 8 | 3 | 1 | 2 | | 3 | | | 39 |
| D1 | | | 1 | 8 | 3 | 2 | 6 | 143 | 153 | 2 | | | | 318 |
| SONG PLUS | | | 33 | 145 | 205 | 39 | 322 | 353 | 445 | 762 | 863 | | | 3.167 |
| YUAN PLUS | | | 79 | 64 | 85 | 83 | 38 | 57 | 97 | 132 | 145 | | | 780 |
| DOLPHIN | | | | | | 10 | 7 | 80 | 371 | 1.036 | | | | 1.504 |
| SEAL | | | | | | | | 9 | 14 | 68 | | | | 91 |
|  | JAC MOTORS | Total | 46 | 54 | 54 | 62 | 82 | 97 | 56 | 51 | 77 | 0 | 0 | 579 |
| | | Share | 2,32% | 3,08% | 1,93% | 3,06% | 3,17% | 4,30% | 2,07% | 1,52% | 1,99% | | | 2,48% |
| T40 | | | 4 | 6 | 2 | | | | 1 | | | | | 13 |
| T50 | | | | | | | 1 | | | | | | | 1 |
| T60 | | | | | | | | | | | | | | 0 |
| T80 | | | | | | | | | | | | | | 0 |
| T5 | | | | | | | | | | | | | | 0 |
| T8 | | | | | | | | | | | | | | 0 |
| V260 | | | 1 | 1 | | | | | | | | | | 2 |
| IEV20 | | | | | | | | | | | | | | 0 |
| IEV 330P | | | 3 | | 1 | | 1 | 4 | 1 | | 2 | | | 12 |
| IEV350T | | | | | | | | | 1 | | | | | 1 |
| IEV750 | | | 3 | 1 | 1 | 2 | | 1 | | | 1 | | | 9 |
| E-JS1 | | | 23 | 29 | 39 | 34 | 63 | 33 | 39 | 32 | 57 | | | 349 |
| E-JS4 | | | 5 | 7 | 10 | 17 | 15 | 13 | 9 | 5 | 6 | | | 87 |
| E-J7 | | | 4 | 10 | | 6 | 1 | 44 | 5 | 3 | 3 | | | 76 |
| EJV5.5 | | | 3 | | 1 | 3 | 2 | 1 | | 11 | 8 | | | 29 |
|  | JAGUAR | Total | 37 | 30 | 53 | 32 | 27 | 28 | 34 | 33 | 25 | 0 | 0 | 299 |
| | | Share | 1,87% | 1,71% | 1,89% | 1,58% | 1,04% | 1,24% | 1,26% | 0,99% | 0,65% | | | 1,28% |
| F-TYPE | | | 10 | 7 | 7 | 6 | 7 | 4 | 8 | 8 | 8 | | | 65 |
| E-PACE | | | 2 | | 7 | 4 | 1 | 4 | | 2 | 2 | | | 22 |
| F-PACE | | | 24 | 21 | 37 | 19 | 17 | 19 | 23 | 22 | 15 | | | 197 |
| IPACE | | | 1 | 2 | 2 | 3 | 2 | 1 | 3 | 1 | | | | 15 |
| XE | | | | | | | | | | | | | | 0 |

VEÍCULOS IMPORTADOS

| MARCA/MODELO | | jan | fev | mar | abr | mai | jun | jul | ago | set | out | nov | dez | Total |
|--|-------|--------|--------|--------|--------|--------|--------|--------|--------|--------|-----|-----|-----|--------|
|  KIA | Total | 408 | 365 | 504 | 442 | 415 | 183 | 428 | 325 | 385 | 0 | 0 | 0 | 3.455 |
| | Share | 20,61% | 20,81% | 18,02% | 21,83% | 16,05% | 8,11% | 15,83% | 9,70% | 9,97% | | | | 14,82% |
| BONGO | | 214 | 208 | 286 | 194 | 189 | 88 | 203 | 111 | 249 | | | | 1.742 |
| UK2500 | | | | | 25 | | | | | | | | | 25 |
| CARNIVAL | | 10 | 5 | 6 | | 1 | | | | | | | | 22 |
| CERATO | | 5 | 2 | 2 | | 2 | 3 | 1 | | 1 | | | | 16 |
| MOHAVE | | | | | | | 1 | | | | | | | 1 |
| SORENTO | | | | | | | | | | | | | | 0 |
| SOUL | | | | | | | | | | | | | | 0 |
| SPORTAGE | | 80 | 69 | 69 | 94 | 108 | 13 | 105 | 122 | 90 | | | | 750 |
| STINGER | | | | | | | | | | | | | | 0 |
| RIO | | | | 1 | | | | | | | | | | 1 |
| EV6 | | | | 1 | | | | | | | | | | 1 |
| STONIC | | 88 | 68 | 116 | 96 | 92 | 61 | 92 | 55 | 33 | | | | 701 |
| NIRO | | 11 | 13 | 23 | 33 | 23 | 17 | 26 | 37 | 12 | | | | 195 |
| TELLURIDE | | | | | | | | 1 | | | | | | 1 |
|  LAND ROVER | Total | 141 | 112 | 355 | 300 | 308 | 315 | 292 | 284 | 228 | 0 | 0 | 0 | 2.335 |
| | Share | 7,12% | 6,39% | 12,69% | 14,81% | 11,91% | 13,96% | 10,80% | 8,48% | 5,91% | | | | 10,02% |
| DEFENDER | | 41 | 37 | 104 | 131 | 76 | 124 | 119 | 97 | 72 | | | | 801 |
| DISCOVERY 4 | | 9 | 17 | 113 | 31 | 53 | 42 | 54 | 77 | 42 | | | | 438 |
| EVOQUE | | | | | | | | | | | | | | 0 |
| RANGE ROVER | | 61 | 31 | 72 | 104 | 146 | 100 | 78 | 73 | 77 | | | | 742 |
| RANGE ROVER SPORT | | | | | | | | | | | | | | 0 |
| VELAR | | 30 | 27 | 66 | 34 | 33 | 49 | 41 | 37 | 37 | | | | 354 |
| LR2 | | | | | | | | | | | | | | 0 |
|  MCLAREN | Total | 2 | 4 | 4 | 5 | 10 | 10 | 2 | 1 | 1 | 0 | 0 | 0 | 39 |
| | Share | 0,10% | 0,23% | 0,14% | 0,25% | 0,39% | 0,44% | 0,07% | 0,03% | 0,03% | | | | 0,17% |
| 720S | | 1 | | | | | | | | | | | | 1 |
| 765LT | | 1 | | 2 | | | | | | | | | | 3 |
| GT | | | | 2 | | | | | | | | | | 2 |
| ARTURA | | | 3 | | 5 | 10 | 10 | 2 | 1 | 1 | | | | 32 |
| P1 | | | 1 | | | | | | | | | | | 1 |
|  PORSCHE | Total | 295 | 311 | 611 | 469 | 521 | 440 | 404 | 451 | 433 | 0 | 0 | 0 | 3.935 |
| | Share | 14,90% | 17,73% | 21,84% | 23,16% | 20,15% | 19,50% | 14,95% | 13,46% | 11,21% | | | | 16,88% |
| 911 | | 69 | 55 | 77 | 32 | 29 | 35 | 35 | 75 | 71 | | | | 478 |
| 911 TURBO | | 9 | 14 | 14 | 14 | 29 | 30 | 15 | 33 | 54 | | | | 212 |
| BOXSTER | | 2 | | 21 | 45 | 32 | 13 | 14 | 30 | 45 | | | | 202 |
| TAYCAN | | 20 | 26 | 24 | 25 | 23 | 26 | 23 | 39 | 15 | | | | 221 |
| CAYENNE | | 80 | 109 | 195 | 145 | 253 | 208 | 190 | 100 | 67 | | | | 1.347 |
| CAYMAN | | 10 | 3 | 8 | 18 | 12 | 15 | 16 | 17 | 41 | | | | 140 |
| MACAN | | 85 | 92 | 228 | 149 | 112 | 86 | 78 | 110 | 83 | | | | 1.023 |
| PANAMERA | | 20 | 12 | 44 | 41 | 31 | 27 | 33 | 47 | 57 | | | | 312 |

EMPLACAMENTO DAS ASSOCIADAS ABEIFA - 2023

VEÍCULOS IMPORTADOS

| MARCA/MODELO | | jan | fev | mar | abr | mai | jun | jul | ago | set | out | nov | dez | Total |
|---|--------------|--------------|--------------|--------------|--------------|--------------|--------------|--------------|--------------|--------------|----------|----------|----------|---------------|
|  SUZUKI | Total | 79 | 112 | 118 | 90 | 69 | 92 | 78 | 101 | 77 | 0 | 0 | 0 | 816 |
| | Share | 3,99% | 6,39% | 4,22% | 4,44% | 2,67% | 4,08% | 2,89% | 3,01% | 1,99% | | | | 3,50% |
| SCROSS | | | | | | | | | | | | | | 0 |
| JIMNY | | 13 | 13 | 13 | 8 | 9 | 13 | 7 | 7 | 10 | | | | 93 |
| JIMNY SIERRA | | 66 | 99 | 105 | 82 | 60 | 79 | 71 | 94 | 67 | | | | 723 |
|  VOLVO | Total | 820 | 522 | 768 | 473 | 758 | 647 | 610 | 647 | 498 | 0 | 0 | 0 | 5.743 |
| | Share | 41,41% | 29,76% | 27,46% | 23,36% | 29,32% | 28,68% | 22,57% | 19,31% | 12,90% | | | | 24,64% |
| C40 | | 30 | 59 | 27 | 53 | 73 | 48 | 44 | 46 | 65 | | | | 445 |
| S60 | | | | | | | | | | | | | | 0 |
| S90 | | | | | | | | | | 1 | | | | 1 |
| XC40 | | 156 | 180 | 117 | 140 | 191 | 119 | 106 | 62 | 75 | | | | 1.146 |
| XC60 | | 577 | 197 | 504 | 157 | 380 | 392 | 395 | 412 | 271 | | | | 3.285 |
| XC90 | | 57 | 86 | 120 | 123 | 114 | 88 | 65 | 127 | 86 | | | | 866 |
| OUTROS | Total | 0 | 0 | 0 | 0 | 0 | 0 | 0 | 0 | 0 | 0 | 0 | 0 | 0 |
| TOTAL IMPORTADOS ... | | 1.980 | 1.754 | 2.797 | 2.025 | 2.585 | 2.256 | 2.703 | 3.350 | 3.861 | 0 | 0 | 0 | 23.311 |