









## EMPLACAMENTO DAS ASSOCIADAS ABEIFA - 2024

### VEÍCULOS IMPORTADOS

MARCA/MODELO		jan	fev	mar	abr	mai	jun	jul	ago	set	out	nov	dez	Total
 <b>ASTON MARTIN</b>	<b>Total</b>	1	0	0	0	0	0	0	0	0	0	0	0	1
	<b>Share</b>	0,02%	0,00%											
DBX		1												1
DBS														0
DBS770														0
VANTAGE														0
VANTAGE F1														0
VANTAGE V12														0
 <b>BYD</b>	<b>Total</b>	4.297	4.429	0	0	0	0	0	0	0	0	0	0	8.726
	<b>Share</b>	70,09%	73,66%											
E5														0
HAN		19	6											25
TAN		49	4											53
T3		5	5											10
D1														0
SONG PLUS		1.520	1.901											3.421
YUAN PLUS		274	226											500
DOLPHIN		1.819	1.807											3.626
DOLPHIN MINI			25											25
SEAL		611	455											1.066
 <b>JAC MOTORS</b>	<b>Total</b>	127	158	0	0	0	0	0	0	0	0	0	0	285
	<b>Share</b>	2,07%	2,63%											
T40		1	1											2
T50														0
T60														0
T80														0
T5														0
T8														0
V260														0
IEV20														0
IEV 330P		2												2
IEV350T														0
IEV750		3												3
E-JS1		111	140											251
E-JS4		2	3											5
E-J7		3												3
EJV5.5		5	14											19
EJV7L														0
 <b>JAGUAR</b>	<b>Total</b>	26	9	0	0	0	0	0	0	0	0	0	0	35
	<b>Share</b>	0,42%	0,15%											
F-TYPE		1	1											2
E-PACE		1												1
F-PACE		24	8											32
XE														0



## EMPLACAMENTO DAS ASSOCIADAS ABEIFA - 2024

### VEÍCULOS IMPORTADOS

MARCA/MODELO		jan	fev	mar	abr	mai	jun	jul	ago	set	out	nov	dez	Total
 KIA	Total	461	377	0	0	0	0	0	0	0	0	0	0	838
	Share	7,52%	6,27%											6,90%
BONGO		202	195											397
UK2500														0
CARNIVAL			2											2
CERATO														0
MOHAVE														0
SORENTO														0
SOUL			1											1
SPORTAGE		122	88											210
STINGER														0
RIO														0
EV6														0
STONIC		56	42											98
NIRO		81	49											130
TELLURIDE														0
 LAND ROVER	Total	224	219	0	0	0	0	0	0	0	0	0	0	443
	Share	3,65%	3,64%											3,65%
DEFENDER		56	55											111
DISCOVERY		58	70											128
EVOQUE														0
RANGE ROVER		78	70											148
RANGE ROVER SPORT														0
VELAR		32	24											56
LR2														0
 MCLAREN	Total	3	1	0	0	0	0	0	0	0	0	0	0	4
	Share	0,05%	0,02%											0,03%
720S														0
750S		1												1
765LT														0
GT														0
ARTURA		2	1											3
P1														0
 PORSCHE	Total	295	451	0	0	0	0	0	0	0	0	0	0	746
	Share	4,81%	7,50%											6,14%
911		48	117											165
911 TURBO		32	39											71
BOXSTER		42	84											126
TAYCAN		22	9											31
CAYENNE		35	60											95
CAYMAN		14	30											44
MACAN		77	85											162
PANAMERA		25	27											52

## EMPLACAMENTO DAS ASSOCIADAS ABEIFA - 2024

### VEÍCULOS IMPORTADOS

MARCA/MODELO		jan	fev	mar	abr	mai	jun	jul	ago	set	out	nov	dez	Total
 <b>SUZUKI</b>	<b>Total</b>	29	31	0	0	0	0	0	0	0	0	0	0	60
	<b>Share</b>	<b>0,47%</b>	<b>0,52%</b>											<b>0,49%</b>
SCROSS														0
JIMNY		1	4											5
JIMNY SIERRA		28	27											55
 <b>VOLVO</b>	<b>Total</b>	668	338	0	0	0	0	0	0	0	0	0	0	1.006
	<b>Share</b>	<b>10,90%</b>	<b>5,62%</b>											<b>8,28%</b>
C40		83	32											115
S60														0
S90														0
XC40		192	81											273
XC60		285	166											451
XC90		108	59											167
<b>OUTROS</b>	<b>Total</b>	0	0	0	0	0	0	0	0	0	0	0	0	0
<b>TOTAL IMPORTADOS ...</b>		<b>6.131</b>	<b>6.013</b>	<b>0</b>	<b>0</b>	<b>0</b>	<b>0</b>	<b>0</b>	<b>0</b>	<b>0</b>	<b>0</b>	<b>0</b>	<b>0</b>	<b>12.144</b>