




EMPLACAMENTO DAS ASSOCIADAS ABEIFA - 2022
VEÍCULOS DE PRODUÇÃO NACIONAL

MARCA/MODELO		jan	fev	mar	abr	mai	jun	jul	ago	set	out	nov	dez	Total
 CAOA CHERY	Total	3.130	3.302	3.170	3.258	0	0	0	0	0	0	0	0	12.860
	Share	93,91%	92,39%	91,64%	92,22%									92,52%
CELER														0
CELER SEDAN														0
CIELO HATCH														0
QQ														0
TIGGO														0
TIGGO 2		56	32	11	13									112
TIGGO 3x		1.023	798	708	544									3.073
TIGGO 5X		598	665	1.081	859									3.203
TIGGO 7		511	750	646	716									2.623
TIGGO 8		670	887	543	883									2.983
ARRIZO 5		2												2
ARRIZO 6		270	170	181	243									864
 LAND ROVER	Total	147	198	206	190	0	0	0	0	0	0	0	0	741
	Share	4,41%	5,5%	6,0%	5,4%									5,33%
DEFENDER		2	1	2	2									7
EVOQUE		67	69	79	93									308
DISCOVERY SPORT		78	128	125	95									426
RANGE ROVER														0
 SUZUKI	Total	56	74	83	85	0	0	0	0	0	0	0	0	298
	Share	1,68%	2,1%	2,4%	2,4%									2,14%
JIMNY		56	74	83	85									298
OUTROS		Total	0	0	0	0	0	0	0	0	0	0	0	0
TOTAL PROD. NACIONAL ...		3.333	3.574	3.459	3.533	0	0	0	0	0	0	0	0	13.899

TOTAL ABEIFA (IMPORTADOS + NACIONAIS)	4.567	4.793	4.911	5.033	0	0	0	0	0	0	0	0	0	19.304
---	--------------	--------------	--------------	--------------	----------	----------	----------	----------	----------	----------	----------	----------	----------	---------------