










## EMPLACAMENTO DAS ASSOCIADAS ABEIFA - 2022

### VEÍCULOS IMPORTADOS

MARCA/MODELO		jan	fev	mar	abr	mai	jun	jul	ago	set	out	nov	dez	Total
 ASTON MARTIN	Total	1	0	0	0	0	0	0	0	0	0	0	0	1
	Share	0,08%	0,00%											0,04%
VANTAGE F1		1												1
 BYD	Total	0	0	0	0	0	0	0	0	0	0	0	0	0
	Share	0,00%	0,00%											0,00%
E5														0
T3														0
 CAO A CHERY	Total	0	0	0	0	0	0	0	0	0	0	0	0	0
	Share	0,00%	0,00%											0,00%
CIELO SEDAN														0
TIGGO 8														0
EXEED LX														0
EXEED VX														0
 JAC MOTORS	Total	68	79	0	0	0	0	0	0	0	0	0	0	147
	Share	5,51%	6,58%											6,04%
T40		13	6											19
T50		3	3											6
T60		4	2											6
T80														0
T 5														0
V260		2	3											5
IEV20		3	3											6
IEV40														0
IEV 330P														0
E-JS1		30	48											78
E-JS4		13	14											27
 JAGUAR	Total	37	26	0	0	0	0	0	0	0	0	0	0	63
	Share	3,00%	2,16%											2,59%
F-TYPE			7											7
E-PACE		25	14											39
F-PACE		9	4											13
IPACE		2	1											3
XE		1												1



## EMPLACAMENTO DAS ASSOCIADAS ABEIFA - 2022

### VEÍCULOS IMPORTADOS

MARCA/MODELO		jan	fev	mar	abr	mai	jun	jul	ago	set	out	nov	dez	Total
 KIA	Total	321	337	0	0	0	0	0	0	0	0	0	0	658
	Share	26,01%	28,06%											
BONGO		151	155											306
UK2500														0
CARNIVAL		49	39											88
CERATO		44	38											82
OPTIMA														0
PICANTO			1											1
SORENTO														0
SOUL														0
SPORTAGE		38	31											69
STINGER														0
RIO														0
EV6														0
STONIC		39	73											112
 LAND ROVER	Total	188	164	0	0	0	0	0	0	0	0	0	0	352
	Share	15,24%	13,66%											
DEFENDER		86	43											129
DISCOVERY 4		14	5											19
EVOQUE		2												2
RANGE ROVER														0
RANGE ROVER SPORT		60	99											159
VELAR		26	17											43
LR2														0
 MCLAREN	Total	0	1	0	0	0	0	0	0	0	0	0	0	1
	Share	0,00%	0,08%											
720S														0
765LT														0
GT			1											1
P1														0
 PORSCHE	Total	131	184	0	0	0	0	0	0	0	0	0	0	315
	Share	10,62%	15,32%											
911		5	10											15
911 TURBO		9	13											22
918														0
BOXSTER		10	23											33
TAYCAN		21	22											43
CAYENNE		18	30											48
CAYMAN		8	7											15
MACAN		46	56											102
PANAMERA		14	23											37

## EMPLACAMENTO DAS ASSOCIADAS ABEIFA - 2022

### VEÍCULOS IMPORTADOS

MARCA/MODELO		jan	fev	mar	abr	mai	jun	jul	ago	set	out	nov	dez	Total
 SUZUKI	Total	43	59	0	0	0	0	0	0	0	0	0	0	102
	Share	3,48%	4,91%											4,19%
SCROSS														0
VITARA														0
JIMNY SIERRA		43	59											102
 VOLVO	Total	445	351	0	0	0	0	0	0	0	0	0	0	796
	Share	36,06%	29,23%											32,69%
C40		5	51											56
S60		2												2
S90		4	1											5
XC40		219	89											308
XC60		198	198											396
XC90		17	12											29
OUTROS	Total	0	0	0	0	0	0	0	0	0	0	0	0	0
<b>TOTAL IMPORTADOS ...</b>		<b>1.234</b>	<b>1.201</b>	<b>0</b>	<b>0</b>	<b>0</b>	<b>0</b>	<b>0</b>	<b>0</b>	<b>0</b>	<b>0</b>	<b>0</b>	<b>0</b>	<b>2.435</b>